

2021

For customer test results visit:
www.CheckYourTest.com
 Or call Customer Care at: 1-800-722-1529

Biological Monitoring Annual Compliance Calendar

Keep track of sterilization monitoring procedures in your facility!

How often should I perform biological monitoring?
 AAMI guidelines recommend biological testing should be performed at least weekly, preferably daily for each sterilizer to ensure proper functioning.


For additional information about sterilization recommended practices please visit: cdc.gov or aami.org

To re-order preprinted labels, contact labels@spsmedical.com. Include customer number, along with the model and serial number of your sterilizer.


In addition to routine monitoring, medical facilities should perform biological monitoring:

- ✓ Whenever a new type of packaging material or tray is used
- ✓ After training new sterilization personnel
- ✓ After any sterilizer repair or maintenance
- ✓ After any change in the sterilizing process


HELPFUL REMINDERS



For in-office monitoring, create a test pack by placing the BI and a chemical integrator in a pouch or wrapped pack that's routinely used.







Always run the BI on a full load if using a table top sterilizer



Place the BI in the most challenging area of the chamber (for tabletop sterilizers it's the center of the load and towards the front).

KEY

-  **Place your initials** over the date each week that BI testing was performed.
-  **EVERY DAY: SteamPlus™ Integrating Indicator**
Use a check mark to indicate daily testing with an integrating Indicator. When the dark bar enters the SAFE zone, non-implant loads can be released while waiting for the biological monitoring results.
-  **EVERY LOAD: Sure-Check™ Sterilization Pouches**
Multi-parameter process indicators will turn from pink to brown indicating Time/Temp/Steam sterilization requirements have been met.
-  **EVERY WEEK: EMS and PassPort™ Biological Monitoring Services or SporView™ and SporView™ 10 In-Office Biological Monitoring Systems**
Indicate Pass (P), Fail (F) or Invalid (I). Also indicate mail-in (M) or in-office (O) biological monitoring type.

JANUARY

S	M	T	W	T	F	S	WEEKLY RESULTS (P/F/I)-(M/O)
						1 2	
3	4	5	6	7	8	9	
10	11	12	13	14	15	16	
17	18	19	20	21	22	23	
24	25	26	27	28	29	30	
31							

FEBRUARY

S	M	T	W	T	F	S	WEEKLY RESULTS (P/F/I)-(M/O)
	1	2	3	4	5	6	
7	8	9	10	11	12	13	
14	15	16	17	18	19	20	
21	22	23	24	25	26	27	
28							

MARCH

S	M	T	W	T	F	S	WEEKLY RESULTS (P/F/I)-(M/O)
	1	2	3	4	5	6	
7	8	9	10	11	12	13	
14	15	16	17	18	19	20	
21	22	23	24	25	26	27	
28	29	30	31				

APRIL

S	M	T	W	T	F	S	WEEKLY RESULTS (P/F/I)-(M/O)
				1	2	3	
4	5	6	7	8	9	10	
11	12	13	14	15	16	17	
18	19	20	21	22	23	24	
25	26	27	28	29	30		

MAY

S	M	T	W	T	F	S	WEEKLY RESULTS (P/F/I)-(M/O)
						1	
2	3	4	5	6	7	8	
9	10	11	12	13	14	15	
16	17	18	19	20	21	22	
23	24	25	26	27	28	29	
30	31						

JUNE

S	M	T	W	T	F	S	WEEKLY RESULTS (P/F/I)-(M/O)
		1	2	3	4	5	
6	7	8	9	10	11	12	
13	14	15	16	17	18	19	
20	21	22	23	24	25	26	
27	28	29	30				

JULY

S	M	T	W	T	F	S	WEEKLY RESULTS (P/F/I)-(M/O)
				1	2	3	
4	5	6	7	8	9	10	
11	12	13	14	15	16	17	
18	19	20	21	22	23	24	
25	26	27	28	29	30	31	

AUGUST

S	M	T	W	T	F	S	WEEKLY RESULTS (P/F/I)-(M/O)
1	2	3	4	5	6	7	
8	9	10	11	12	13	14	
15	16	17	18	19	20	21	
22	23	24	25	26	27	28	
29	30	31					

SEPTEMBER

S	M	T	W	T	F	S	WEEKLY RESULTS (P/F/I)-(M/O)
			1	2	3	4	
5	6	7	8	9	10	11	
12	13	14	15	16	17	18	
19	20	21	22	23	24	25	
26	27	28	29	30			

OCTOBER

S	M	T	W	T	F	S	WEEKLY RESULTS (P/F/I)-(M/O)
					1	2	
3	4	5	6	7	8	9	
10	11	12	13	14	15	16	
17	18	19	20	21	22	23	
24	25	26	27	28	29	30	
31							

NOVEMBER

S	M	T	W	T	F	S	WEEKLY RESULTS (P/F/I)-(M/O)
	1	2	3	4	5	6	
7	8	9	10	11	12	13	
14	15	16	17	18	19	20	
21	22	23	24	25	26	27	
28	29	30					

DECEMBER

S	M	T	W	T	F	S	WEEKLY RESULTS (P/F/I)-(M/O)
			1	2	3	4	
5	6	7	8	9	10	11	
12	13	14	15	16	17	18	
19	20	21	22	23	24	25	
26	27	28	29	30	31		

